



VISION GROUP
Shenzhen Center Power
Tech.Co.Ltd.,

CT12-50X

12V50Ah(10hr)

Overview

The rechargeable batteries are lead-lead dioxide systems. The dilute sulfuric acid electrolyte is absorbed by separators and plates and thus immobilized. Should the battery be accidentally overcharged producing hydrogen and oxygen, special oneway valves allow the gases to escape thus avoiding excessive pressure build-up. Otherwise, the battery is completely sealed and is, therefore, maintenance-free, leak proof and usable in any position.



Battery Construction

Component	Positive plate	Negative plate	Container	Cover	Safety valve	Terminal	Separator	Electrolyte
Raw material	Lead dioxide	Lead	ABS	ABS	Rubber	Copper	Fiberglass	Sulfuric acid

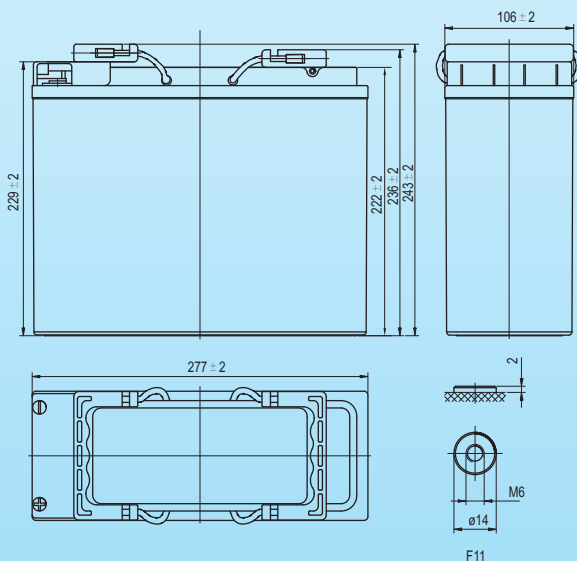
General Features

- Absorbent Glass Mat (AGM) technology for efficient gas recombination of up to 99% and freedom from electrolyte maintenance or water adding.
- Not restricted for air transport-complies with IATA/ICAO Special Provision A67.
- UL-recognized component.
- Can be mounted in any orientation.
- Computer designed lead, calcium tin alloy grid for high power density.
- Long service life, float or cyclic applications.
- Maintenance-free operation.
- Low self discharge.
- Case and cover available in both standard and flame retardant ABS.

Dimensions and Weight

Length(mm / inch)	277 / 10.9
Width(mm / inch)	106 / 4.17
Height(mm / inch)	229 / 9.02
Total Height(mm / inch)	243 / 9.57
Approx. Weight(Kg / lbs)	17.3 / 38.1

* Weight deviation: $\pm 3\%$



Battery Specification

Performance Characteristics	
Nominal Voltage	12V
Number of cell	6
Design Life	10years
Nominal Capacity 77°F(25°C)	
10 hour rate (5.0A, 10.8V)	50Ah
5 hour rate (9.06A, 10.5V)	45.3Ah
1 hour rate (35.2A, 9.6V)	35.2Ah
Internal Resistance	
Fully Charged battery 77°F (25°C)	$\leq 8.0m\Omega$
Self-Discharge	
3% of capacity declined per month at 20°C(average)	
Operating Temperature Range	
Discharge	-20~60°C
Charge	-10~60°C
Storage	-20~60°C
Max. Discharge Current 77°F(25°C)	
	500A(5s)
Short Circuit Current	
	1250A
Charge Methods: Constant Voltage Charge77°F(25°C)	
Cycle use	2.40-2.45VPC
Maximum charging current	15A
Temperature compensation	-30mV/°C
Standby use	2.20-2.30VPC
Temperature compensation	-20mV/°C

Discharge Constant Current (Amperes at 77°F25°C)

End Point								
Volts/Cell	10min	15min	30min	45min	1h	3h	5h	10h
1.60V	109	88.2	57.6	44.0	35.2	14.5	9.26	5.04
1.65V	101	82.7	55.5	42.7	34.5	14.3	9.19	5.03
1.70V	93	77.1	53.3	41.4	33.8	14.1	9.13	5.02
1.75V	85	71.6	51.2	40.1	33.1	13.8	9.06	5.01
1.80V	77	66.0	49.0	38.8	32.4	13.6	9.00	5.00

Discharge Constant Power (Watts at 77°F25°C)

End Point								
Volts/Cell	10min	15min	30min	45min	1h	2h	3h	5h
1.60V	190	159	111	85.6	69.0	38.9	28.5	18.5
1.65V	179	151	107	82.7	67.1	38.4	28.2	18.4
1.70V	168	143	102	79.8	65.3	37.9	27.9	18.2
1.75V	158	135	97.9	76.9	63.5	37.5	27.4	18.1
1.80V	147	127	93.4	74.1	61.7	37.0	27.0	17.9

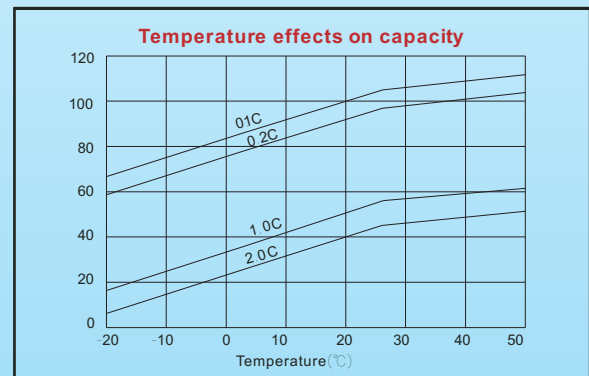
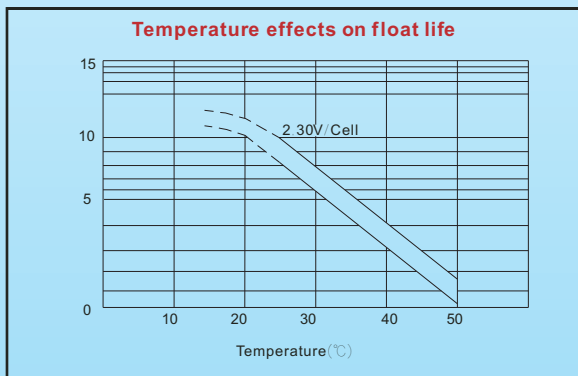
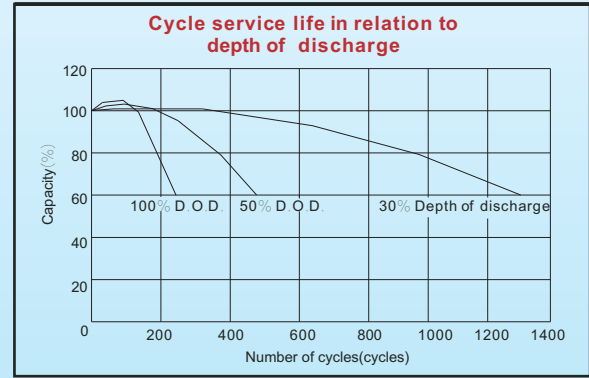
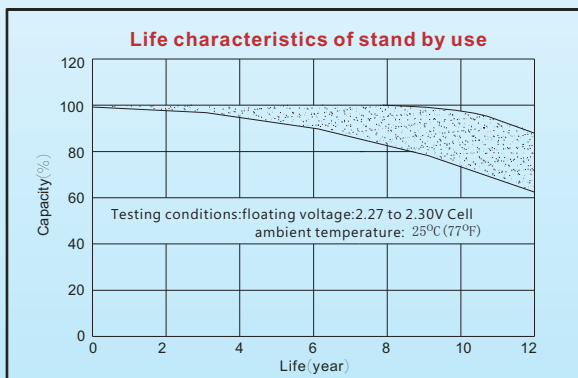
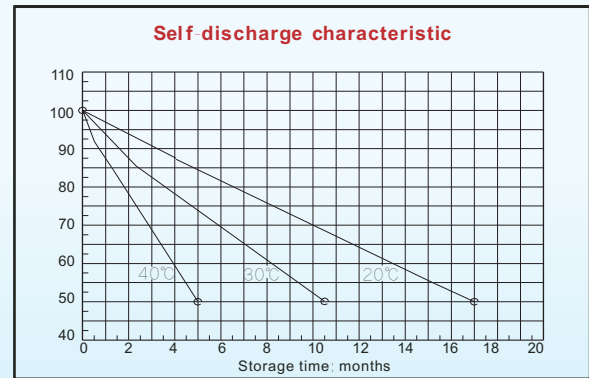
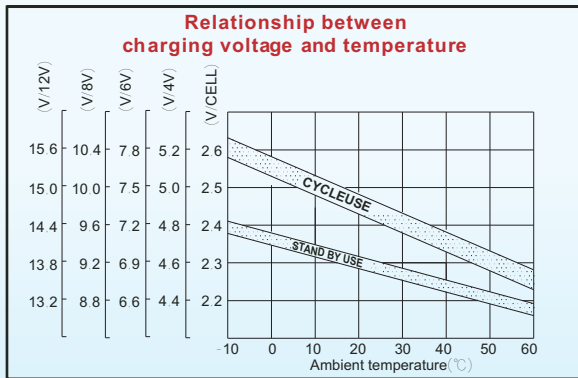
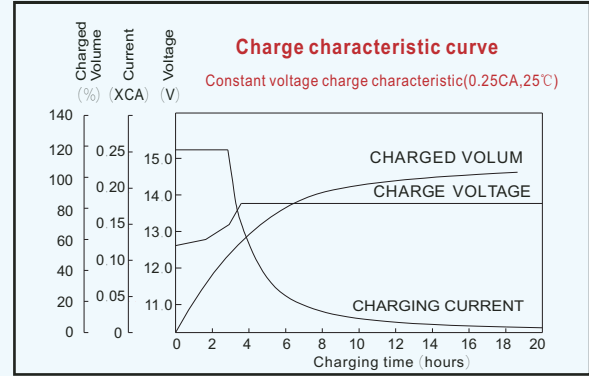
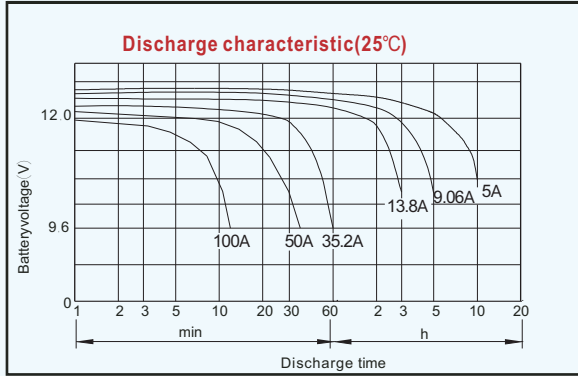
(Note)The above characteristics data are average values obtained within three charge/discharge cycles not the minimum values.All data shall be changed without notice, Vision reserves the right to explain and update the information contained hereinto.



VISION GROUP
Shenzhen Center Power
Tech.Co.Ltd.,

CT12-50X

12V50Ah(10hr)



0800 99 33 44

energysales@yhi.co.nz

yhienergy.co.nz

YHI Energy