


MODEL J305-AGM
VOLTAGE 6
MATERIAL Polypropylene
DIMENSIONS Inches (mm)
BATTERY VRLA AGM / Non-Spillable / Maintenance-Free
COLOR Maroon
WATERING No Watering Required 



6V

PRODUCT + PHYSICAL SPECIFICATIONS

BCI Group Size	Type	Terminal Type ^g	Dimensions ^c Inches (mm)			Weight Lbs. ¹ (kg)
			Length	Width	Height ^f	
902	J305-AGM	M8/DT/LT				95 (43)
			11.66 (296)	6.94 (176)	14.09 (358)	

ELECTRICAL SPECIFICATIONS

Cranking Performance		Capacity ^A Minutes		Capacity ^B Amp-Hours (Ah)				Energy kWh	Internal Resistance (mΩ)	Short Circuit Current (A)
C.C.A. ^D @ 0°F (-18°C)	C.A. ^E @ 32°F (0°C)	@ 25 Amps	@ 75 Amps	5-Hr	10-Hr	20-Hr	100-Hr	100-Hr		
–	–	670	185	250	273	310	329	1.97	1.7	3600

CHARGING INSTRUCTIONS

Charger Voltage Settings (at 77°F/25°C)						
System Voltage	6V	8V	12V	24V	36V	48V
Absorption Charge (2.35 – 2.45 VPC)	7.05 – 7.35	9.40 – 9.80	14.10 – 14.70	28.20 – 29.40	42.30 – 44.10	56.40 – 58.80
Finish Charge (2.45 VPC)	7.35	9.80	14.70	29.40	44.10	58.80

Do not install or charge batteries in a sealed or non-ventilated compartment. Constant under or overcharging will damage the battery and shorten its life as with any battery.

CHARGING TEMPERATURE COMPENSATION

Add	Subtract
0.005 volt per cell for every 1°C below 25°C 0.0028 volt per cell for every 1°F below 77°F	0.005 volt per cell for every 1°C above 25°C 0.0028 volt per cell for every 1°F above 77°F

STATE OF CHARGE MEASURE OF OPEN-CIRCUIT VOLTAGE

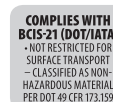
Percentage Charge	Cell	6 Volt
100	2.14	6.42
75	2.09	6.27
50	2.04	6.12
25	1.99	5.97
0	1.94	5.82

OPERATIONAL DATA

Operating Temperature	Self Discharge
-4°F to 122°F (-20°C to 50°C) At temperatures below 32°F (0°C) maintain a state of charge greater than 60%	Less than 3% per month depending on storage temperature conditions



Designed in compliance with applicable BCI, DIN, BS and IEC standards.
Tested in compliance to BCI and IEC standards.



TERMINAL CONFIGURATIONS⁶

M8



Battery Height with Terminal in Inches (mm)
13.65 (347)

Torque Values: in-lb (Nm)
Bolt: 85 – 90 (10 – 11)

M8 with LT Adapter (adapter provided but not installed)



Battery Height with Terminal in Inches (mm)
15.15 (385)

Torque Values: in-lb (Nm)
Connection to M8: 85 – 90 (10-11)
Connection to LT: 65 – 75 (7.5 – 8.5)

Bolt Size
M8 x 1.25

DT



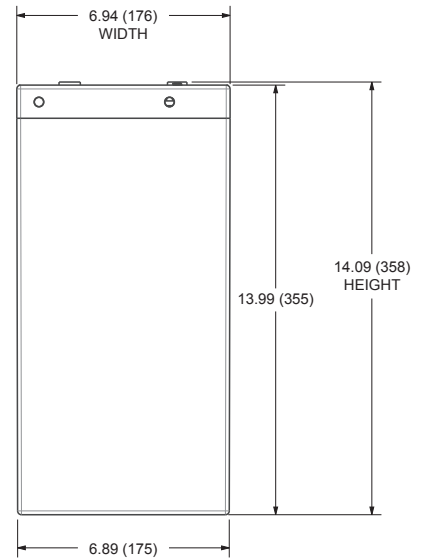
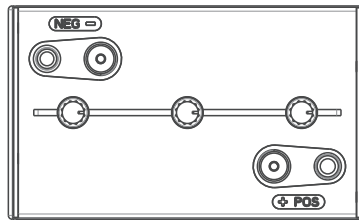

Battery Height with Terminal in Inches (mm)
14.09 (358)

Torque Values: in-lb (Nm)
Connected to Stud: 95 – 105 (11 – 12)
Connected to AP: 50 – 70 (6 – 8)

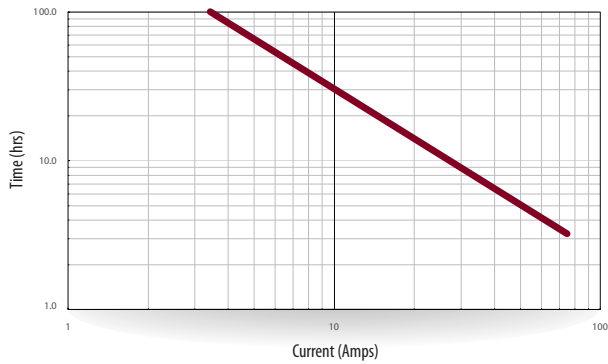
Bolt Size
5/16"

BATTERY DIMENSIONS

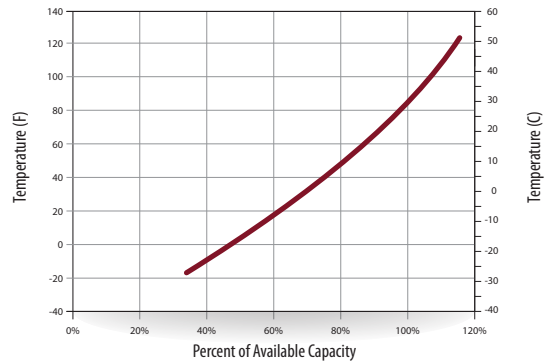
Dimensions Inches (mm)



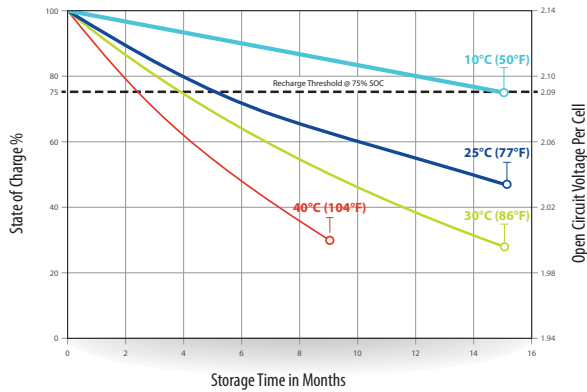
TROJAN J305-AGM PERFORMANCE



PERCENT CAPACITY VS. TEMPERATURE



SELF DISCHARGE VS. TIME^H



- A. The number of minutes a battery can deliver when discharged at a constant rate at 80°F (27°C) and maintain a voltage above 1.75 V/cell. Capacities are based on peak performance.
- B. The amount of amp-hours (Ah) a battery can deliver when discharged at a constant rate at 80°F (27°C) for the 20-Hour rate and 86°F (30°C) for the 5-Hour rate and maintain a voltage above 1.75 V/cell. Capacities are based on peak performance.
- C. Dimensions may vary depending on type of handle or terminal. Batteries should be mounted with 0.5 inches (12.7 mm) spacing minimum.
- D. C.C.A. (Cold Cranking Amps) - the discharge load in amperes which a new, fully charged battery can maintain for 30 seconds at 0°F (-18°C) at a voltage above 1.2 V/cell.

- E. C.A. (Cranking Amps) - the discharge load in amperes which a new, fully charged battery can maintain for 30 seconds at 32°F (0°C) at a voltage above 1.2 V/cell. This is sometimes referred to as marine cranking amps @ 32°F or M.C.A. @ 32°F.
- F. Height taken from bottom of the battery to the highest point on the battery. Heights may vary depending on type of terminal.
- G. Terminal images are representative only.
- H. A boost charge should be performed every 6 months when batteries are in storage.
- I. Weight may vary.