

MODEL **S-875 with Master Vent**  
 VOLTAGE **8V**  
 CAPACITY **165Ah @ 20Hr**  
 MATERIAL **Polypropylene**  
 BATTERY **Deep-Cycle Flooded/Wet Lead-Acid Battery**  
 COLOR **Black**  
 WATERING **HydroLink™ Watering System**



**8V Silver Line**

**PRODUCT + PHYSICAL SPECIFICATIONS**

Model	Terminal Type <sup>£</sup>	Dimensions <sup>£</sup> Inches (mm)			Weight Lbs. <sup>£</sup> (kg)	Handles	Installation Orientation
		Length	Width	Height <sup>D</sup>			
S-875	1	10.21 (259)	7.10 (180)	10.72 (272)	61 (28)	Embedded Handle Brackets	Upright

**ELECTRICAL SPECIFICATIONS**

Voltage	Capacity <sup>A</sup> Minutes		Capacity <sup>B</sup> Amp-Hours (Ah)				Energy (kWh)	Internal Resistance (mΩ)	Short Circuit Current (amps)
	@ 25 Amps	@ 56 Amps	5-Hr	10-Hr	20-Hr	100-Hr			
8V	290	110	135	147	165	176	1.32	—	—

**CHARGING INSTRUCTIONS**

Charger Voltage Settings (at 77°F/25°C)			
System Voltage	8V	24V	48V
Bulk Charge	9.88	29.64	59.28
Float Charge	9.00	27.00	54.00
Equalize Charge	10.80	32.40	64.80

Do not install or charge batteries in a sealed or non-ventilated compartment. Constant under or overcharging will damage the battery and shorten its life as with any battery.

**CHARGING TEMPERATURE COMPENSATION**

Add	Subtract
0.005 volt per cell for every 1°C below 25°C 0.0028 volt per cell for every 1°F below 77°F	0.005 volt per cell for every 1°C above 25°C 0.0028 volt per cell for every 1°F above 77°F

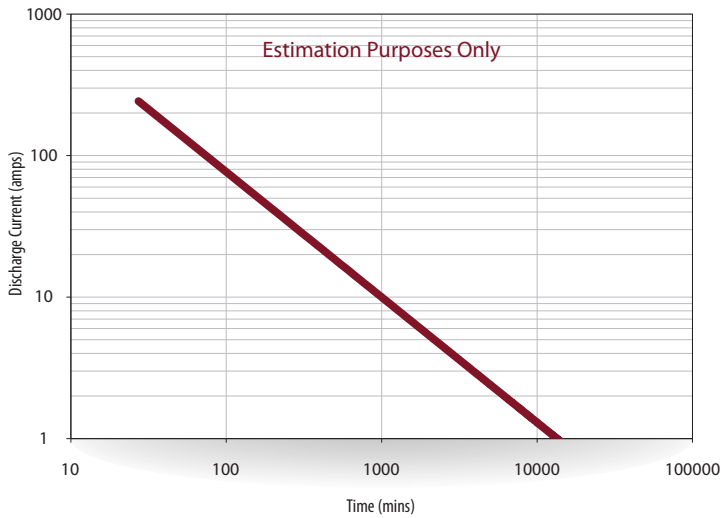
**OPERATIONAL DATA**

Operating Temperature	Self Discharge
-4°F to 113°F (-20°C to +45°C). At temperatures below 32°F (0°C) maintain a state of charge greater than 60%.	5 – 15% per month depending on storage temperature conditions.

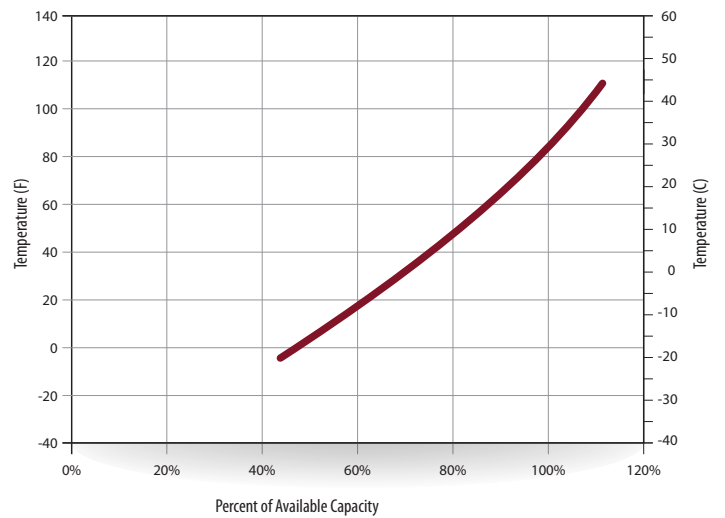
**STATE OF CHARGE MEASURE OF OPEN-CIRCUIT VOLTAGE**

Percentage Charge	Specific Gravity	Cell	8 Volt
100	1.277	2.122	8.49
90	1.258	2.103	8.41
80	1.238	2.083	8.33
70	1.217	2.062	8.25
60	1.195	2.040	8.16
50	1.172	2.017	8.07
40	1.148	1.993	7.97
30	1.124	1.969	7.88
20	1.098	1.943	7.77
10	1.073	1.918	7.67

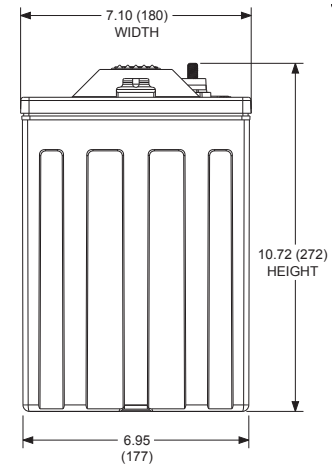
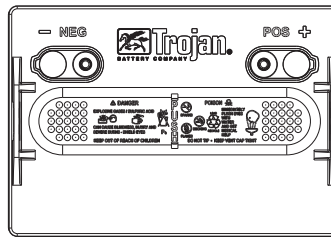
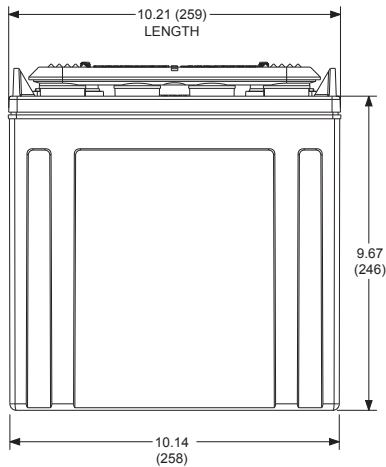
## TROJAN S-875 PERFORMANCE




## PERCENT CAPACITY VS. TEMPERATURE



## BATTERY DIMENSIONS (shown with ELPT)



## TERMINAL CONFIGURATIONS<sup>E</sup>

1	ELPT	Embedded Low Profile Terminal
		
<b>Terminal Height Inches (mm)</b> 1.22 (31)		
<b>Torque Values in-lb (Nm)</b> 95 – 105 (11 – 12)		
<b>Bolt</b> 5/16" - 18		

- A. The number of minutes a battery can deliver when discharged at a constant rate at 80°F (27°C) and maintain a voltage above 1.75 V/cell. Capacities are based on peak performance.
- B. The amount of amp-hours (Ah) a battery can deliver when discharged at a constant rate at 80°F (27°C) and maintain a voltage above 1.75 V/cell. Capacities are based on peak performance.
- C. Dimensions may vary depending on type of handle or terminal. Batteries should be mounted with 0.5 inches (12.7 mm) spacing minimum.
- D. Height taken from bottom of the battery to the highest point on the battery. Heights may vary depending on type of terminal.
- E. Terminal images are representative only.
- F. Weight may vary.