

**PDC-12800** 12 Volt 80.0 AH @ 20-hr. rate  
75.0 AH @ 10-hr. rate

Rechargeable Sealed Lead Acid Battery  
PDC SERIES AGM DEEP CYCLE



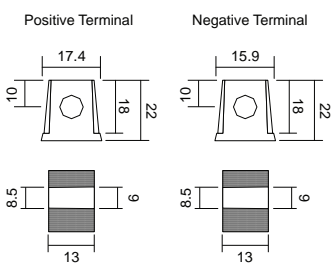
## Features

- Absorbent Glass Mat (AGM) technology for superior performance
- Valve regulated, spill proof construction allows safe operation in any position
- Oversize negative plates and a specialized paste formulation provide true deep cycle performance.
- Special additives in the paste ensure superior performance in deep discharge situations.
- Power/volume ratio yielding unrivaled energy density
- Rugged impact resistant ABS case and cover (UL94-HB)
- Approved for transport by air. D.O.T., I.A.T.A., F.A.A. and C.A.B. certified
- U.L. recognized under file number MH 20845

## Terminals

(mm)

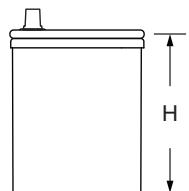

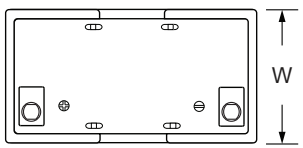
- U: Universal terminals: Heavy-duty posts with 'nut & bolt' fasteners



## Performance Specifications

<b>Nominal Voltage</b> .....	12 volts (6 cells)
<b>Nominal Capacity</b>	
20-hr. (4.0A to 10.50 volts) .....	80.0 AH
10-hr. (7.50A to 10.50 volts) .....	75.0 AH
8-hr. (9.17A to 10.50 volts) .....	73.4 AH
5-hr. (13.2A to 10.20 volts) .....	65.8 AH
1-hr. (48.5A to 9.00 volts) .....	48.5 AH
15-min. (148.1A to 9.00 volts).....	37.0 AH

## Physical Dimensions: in (mm)

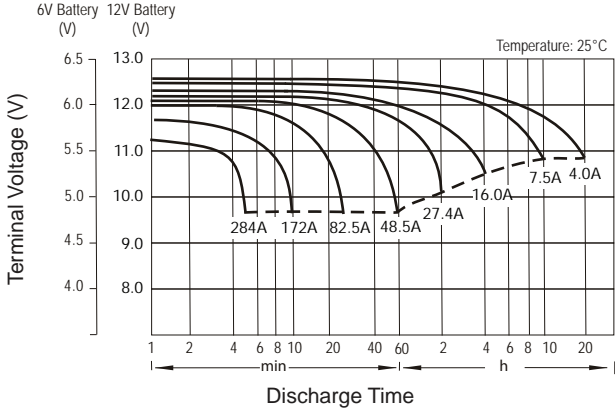


**L:** 10.20 (259) **W:** 6.61 (168) **H:** 8.19 (208) **HT:** 8.43 (214)

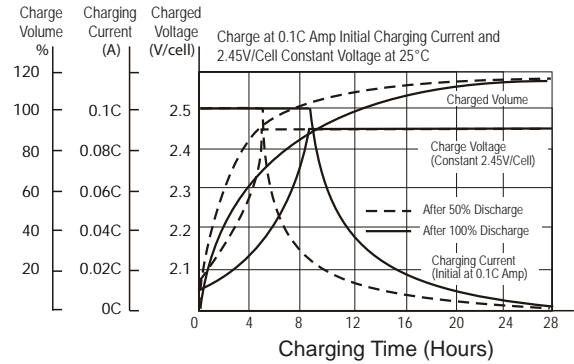
Tolerances are +/- 0.04 in. (+/- 1mm) and +/- 0.08 in. (+/- 2mm) for height dimensions. All data subject to change without notice.

<b>Approximate Weight</b> .....	46.3 lbs. (21.0 kg)
<b>Energy Density</b> (20-hr. rate) .....	1.74 W-h/in <sup>3</sup> (106.09 W-h/l)
<b>Specific Energy</b> (20-hr. rate) .....	20.72 W-h/lb (45.71 W-h/kg)
<b>Internal Resistance</b> (approx.) .....	6.6 milliohms
<b>Max Discharge Current</b> (7 Min.) .....	24.0 amperes
<b>Max Short-Duration Discharge Current</b> (10 Sec.).....	800.0 amperes
<b>Shelf Life</b> (% of nominal capacity at 68 °F (20 °C))	
1 Month .....	97%
3 Months.....	91%
6 Months .....	83%
<b>Operating Temperature Range</b>	
Charge .....	-4 °F (-20 °C) to 122 °F (50 °C)
Discharge.....	-40 °F (-40 °C) to 140 °F (60 °C)
<b>Case</b> .....	ABS Plastic
<b>Power-Sonic Chargers</b> .....	PSC-1210000A-C

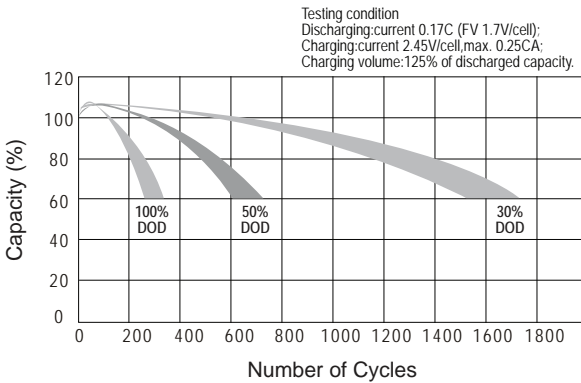
**Discharge Characteristics**



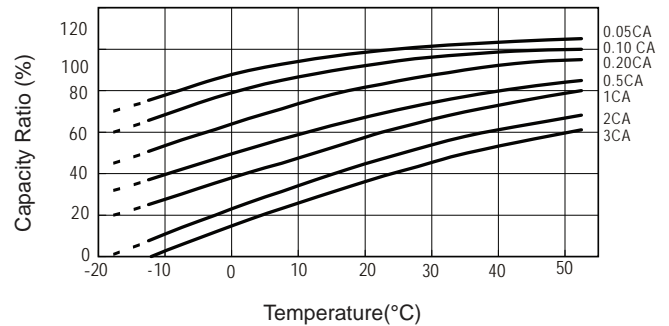
**Charging Characteristics (Cycle Use)**



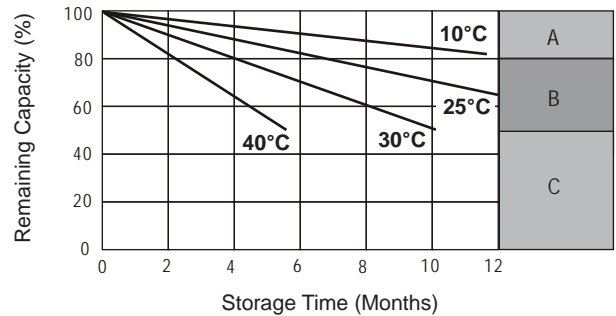
**Cycle Life in Relation to Depth of Discharge**



**Temperature Effects in Relation to Battery Capacity**



**Self Discharge Characteristics**



**Charging**

**Cycle Applications:** Limit initial current to 2.4A. Charge until battery voltage (under charge) reaches 14.4 to 14.7 volts at 68°F (20°C). Hold at 14.4 to 14.7 volts until current drops to under 800mA. Battery is fully charged under these conditions, and charger should be disconnected or switched to “float” voltage.

**“Float” or “Stand-By” Service:** Hold battery across constant voltage source of 13.5 to 13.8 volts continuously. When held at this voltage, the battery will seek its own current level and maintain itself in a fully charged condition.

**Note:** Due to the self-discharge characteristics of this type of battery, it is imperative that they be charged within 6 months of storage, otherwise permanent loss of capacity might occur as a result of sulfation.

**Chargers**

Power-Sonic offers a wide range of chargers suitable for batteries up to 100AH. Please refer to the Charger Selection Guide in our specification sheets for “C-Series Switch Mode Chargers” and “Transformer Type A and F Series”. Please contact our Technical department for advice if you have difficulty in locating suitable models.

- A** No supplementary charge required  
(Carry out supplementary charge before use if 100% capacity is required.)
- B** Supplementary charge required before use. Optional charging way as below:  
1. Charged for above 3 days at limited current 0.25CA and constant volatge 2.25V/cell.  
2. Charged for above 20hours at limited current 0.25CA and constant volatge 2.45V/cell.  
3. Charged for 8-10hours at limited current 0.05CA .
- C** Supplementary charge may often fail to recover the capacity.  
The battery should never be left standing till this is reached

**Further Information**

Please refer to our website [www.power-sonic.com](http://www.power-sonic.com) for a complete range of useful downloads, such as product catalogs, material safety data sheets (MSDS), ISO certification, etc..

**Contact Information**

[www.power-sonic.com](http://www.power-sonic.com)

**DOMESTIC SALES**

Tel: +1-619-661-2020  
Fax: +1-619-661-3650  
national-sales@power-sonic.com

**CUSTOMER SERVICE**

Tel: +1-619-661-2030  
Fax: +1-619-661-3648  
customer-service@power-sonic.com

**TECHNICAL SUPPORT**

Tel: +1-619-661-2020  
Fax: +1-619-661-3648  
support@power-sonic.com

**INTERNATIONAL SALES**

Tel: +1-650-364-5001  
Fax: +1-650-366-3662  
battery@power-sonic.com